

Development of a Statewide Volunteer Monitoring Program for Aquatic Invasive Species

Challenges and Lessons Learned



Exotic Aquatic Plant Watch

Dr. Jo Latimore, MSU

Why get involved?



- Connects the public to the resource
- Exotic/invasive species are a significant threat to Michigan's waters.
- Aquatic invasive species can be managed with...
 - **Early Detection**
 - **Rapid Response**

Invaded Lake

3



Hydrilla at Wakulla Springs, Florida
Hydrilla verticillata
Photo by Vic Ramey
Copyright 1998 Univ. Florida



www.kerrlakeguide.com

Non-Invaded Lake



Top and Bottom Photo Credit:
Angela De Palma-Dow

The key to **Early Detection?** Know the Exotics!



- Eurasian Milfoil
- Curly-leaf Pondweed
- Starry Stonewort
- Hydrilla

Exotic Aquatic Plant Watch

- Eurasian Water Milfoil



Exotic Aquatic Plant Watch

- ❑ Eurasian Water Milfoil
- ❑ Curly-leaf Pondweed



Exotic Aquatic Plant Watch

- ❑ Eurasian Water Milfoil
- ❑ Curly-leaf Pondweed
- ❑ Hydrilla

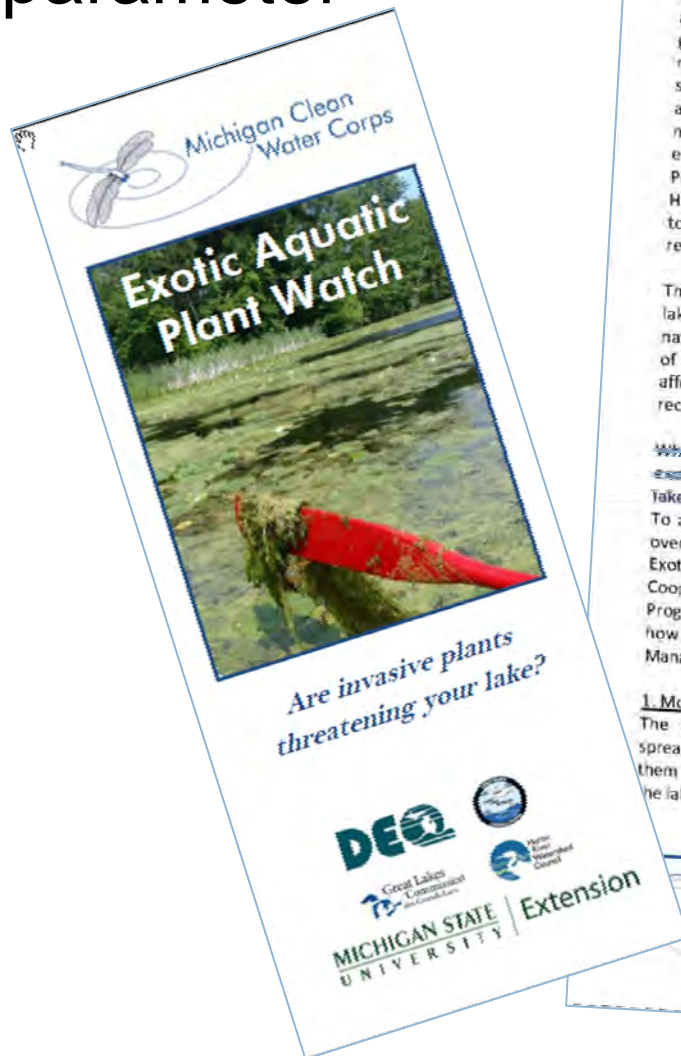


Exotic Aquatic Plant Watch

- ❑ Eurasian Water Milfoil
- ❑ Curly-leaf Pondweed
- ❑ Hydrilla
- ❑ Starry Stonewort


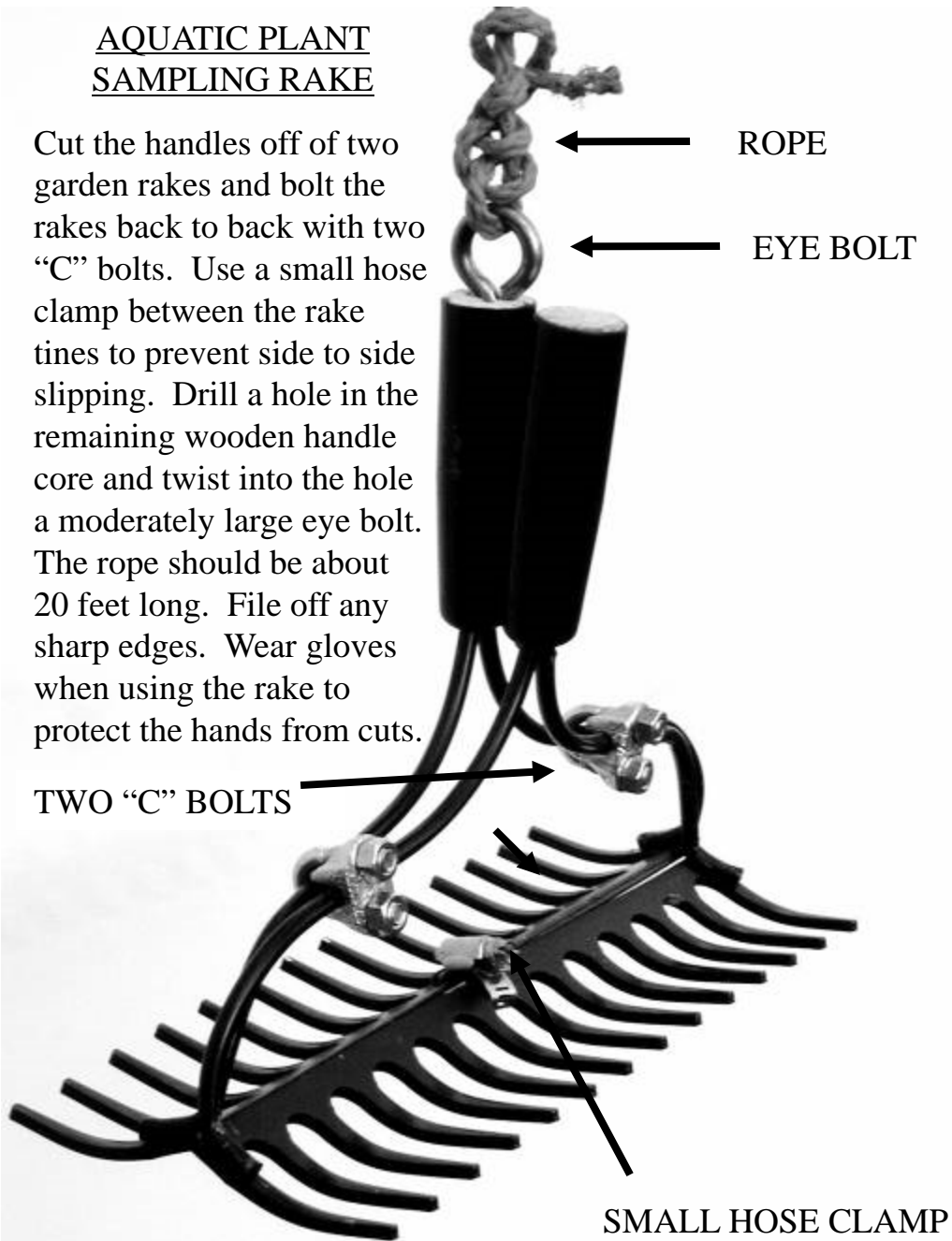


Fact Sheets are available for each CLMP parameter



AQUATIC PLANT SAMPLING RAKE

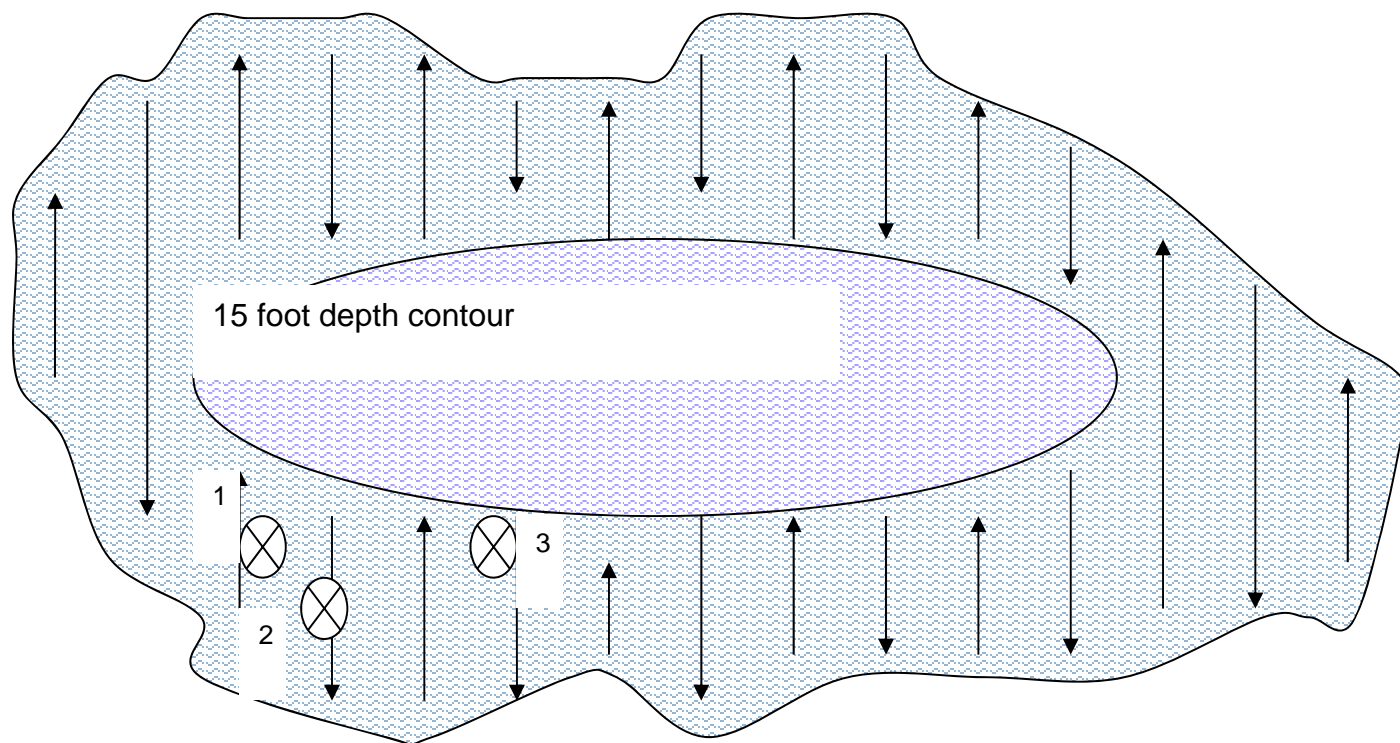
Cut the handles off of two garden rakes and bolt the rakes back to back with two "C" bolts. Use a small hose clamp between the rake tines to prevent side to side slipping. Drill a hole in the remaining wooden handle core and twist into the hole a moderately large eye bolt. The rope should be about 20 feet long. File off any sharp edges. Wear gloves when using the rake to protect the hands from cuts.



When to sample?



- Mid-June to early July
 - Northern lakes can begin later
- Additional surveys can be done later in the summer



- **Mark the site on your map with a number.**
- **Use GPS to identify coordinates.**
- **Record invasive species names found at each site.**