



# Chemical Injection

Wolverine™ AC and DC Operated Hazardous Location Pumps



**MJ Systems, LLC**  
**Authorized Graco Distributors**  
502 N 8th St • La Porte, TX 77571  
Off (281) 842-7600 • Fax (281) 842-7601  
[www.mjsusa.com](http://www.mjsusa.com) • [sales@mjsusa.com](mailto:sales@mjsusa.com)

PROVEN QUALITY. LEADING TECHNOLOGY.

# Wolverine™ Hazardous Location Pumps

## Features and Benefits

When safety and reliability are critical, oil field operators and owners rely on Graco chemical injection pumps for meeting their needs. Available in a Simplex or Duplex configuration.

### Operating Environment

The Wolverine™ Hazardous Location pumps are designed to operate in applications requiring Class 1, Division 1, rated products. They have 316 SST wetted parts, plus they're resistant against water and dust.

### Pump Capabilities

Flow rates up to 320 gpd (1,211 lpd) and a pressure rating up to 10,000 psi (686 bar).

### Save Time

Easily replace pump seals in less than 10 minutes, on location.

### Accurate Control

Precision stroke adjustment between 1/2 in to 1 in (12.7 mm to 25.4 mm) ensures accurate injection rates.

### Chemical Compatibility

HNBR, FKM, FKM-ETP, and FFKM plunger packings and check valve seals can handle some of the most aggressive chemicals.

### Standards

The AC and DC operated motors are rated for use in Division 1 Hazardous (Classified) Locations per the following standards.



Class I, Group C & D,  
Class II, Group F & G



Class I, Group C & D,  
Class II, Group F & G

### Technical Data

Wolverine™ Hazardous Location Pumps	
Maximum fluid working pressure	Varies by model
Input Voltage	
A272XX	12 VDC
A273XX	24 VDC
A275XX	115 VAC or 230 VAC Single Phase
A277XX	230 VAC or 460 VAC 3 Phase
Maximum Input Current	
A272XX	23 A @ 12 VDC (Intermittent duty cycle)
A273XX	12 A @ 24 VDC
A275XX	4.8 A @ 110 VAC Single Phase
A275XX	2.4 A @ 230 VAC Single Phase
A277XX	1.1 A @ 230 VAC 3 Phase
A277XX	0.55 A @ 460 VAC 3 Phase
Power Connection	Reference instructions manual 334513 for electrical connections
Noise (dBA)	
Maximum sound pressure	<70 dBA
Inlet/Outlet Sizes	
Fluid inlet size	1/4 in. npt (f)
Fluid outlet size	1/4 in. npt (f)
Weight	
Wolverine™ Hazardous Location w/one pump (Simplex)	72 lb. (33 kg)
Wolverine™ Hazardous Location w/two pumps (Duplex)	76 lb. (34 kg)



Wolverine™ Hazardous Location Simplex



Wolverine™ Hazardous Location Duplex



Gear Box



AC Motor

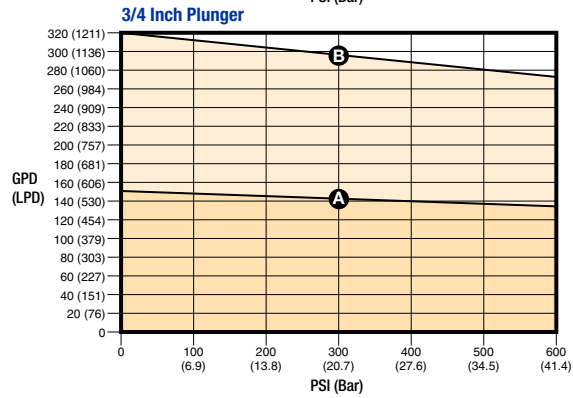
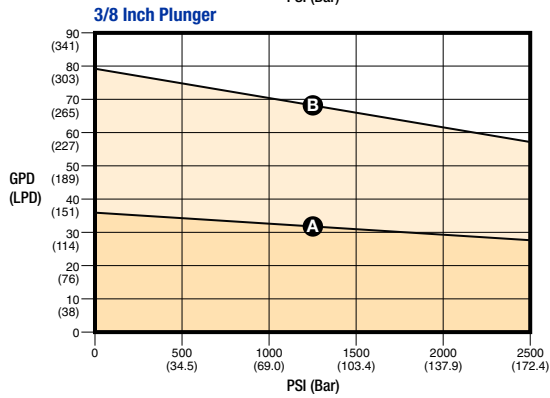
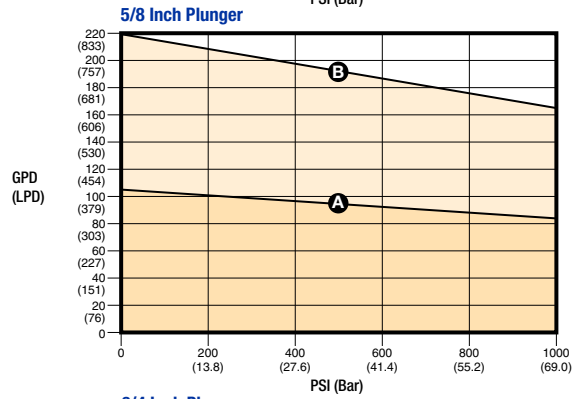
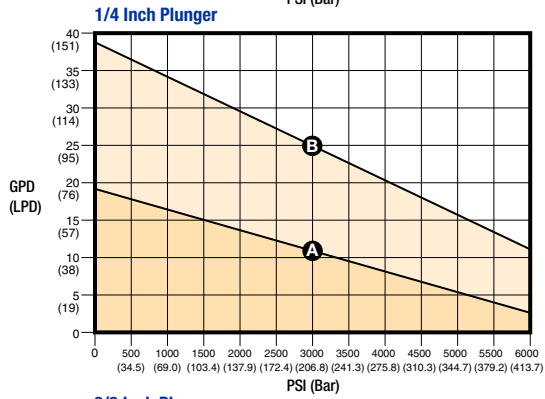
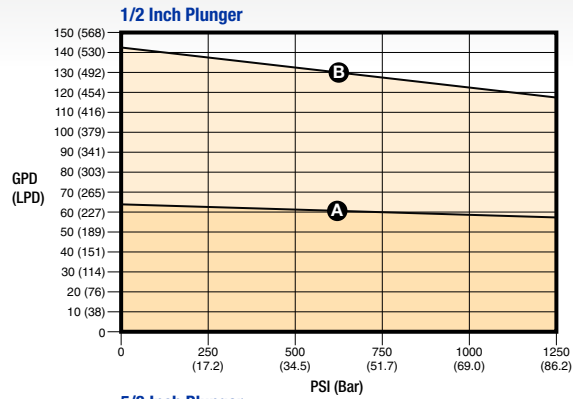
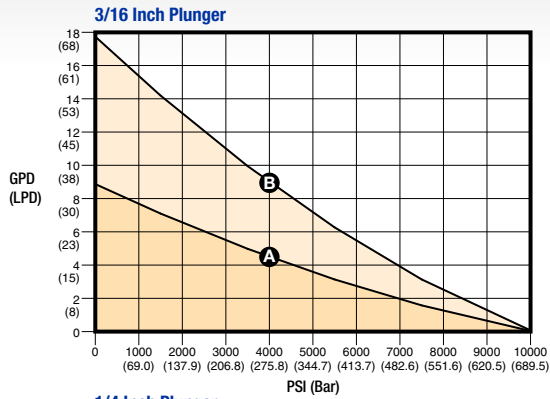
## Ordering Information

GRACO Wolverine™ DC Operated Hazardous Location Pump Model Numbers							
	Seals / Plunger Size	3/16"	1/4"	3/8"	1/2"	5/8"	3/4"
12 VDC Simplex	FKM	A27204	A27202	A27201	A27200	A27205	A27206
	FKM-ETP	A27211	A27209	A27208	A27207	A27212	A27213
	HNBR	A27218	A27216	A27215	A27214	A27219	A27220
	FFKM	A27225	A27223	A27222	A27221	A27226	A27227
12 VDC Duplex	FKM	A27232	A27230	A27229	A27228	A27233	A27234
	FKM-ETP	A27239	A27237	A27236	A27235	A27240	A27241
	HNBR	A27246	A27244	A27243	A27242	A27247	A27248
	FFKM	A27253	A27251	A27250	A27249	A27254	A27255
24 VDC Simplex	FKM	A27304	A27302	A27301	A27300	A27305	A27306
	FKM-ETP	A27311	A27309	A27308	A27307	A27312	A27313
	HNBR	A27318	A27316	A27315	A27314	A27319	A27320
	FFKM	A27325	A27323	A27322	A27321	A27326	A27327
24 VDC Duplex	FKM	A27332	A27330	A27329	A27328	A27333	A27334
	FKM-ETP	A27339	A27337	A27336	A27335	A27340	A27341
	HNBR	A27346	A27344	A27343	A27342	A27347	A27348
	FFKM	A27353	A27351	A27350	A27349	A27354	A27355

## Ordering Information

GRACO Wolverine™ Series AC Operated Hazardous Location Pump Model Numbers							
	Seals / Plunger Size	3/16"	1/4"	3/8"	1/2"	5/8"	3/4"
115/230 VAC Simplex	FKM	A27504	A27502	A27501	A27500	A27505	A27506
	FKM-ETP	A27511	A27509	A27508	A27507	A27512	A27513
	HNBR	A27518	A27516	A27515	A27514	A27519	A27520
	FFKM	A27525	A27523	A27522	A27521	A27526	A27527
115/230 VAC Duplex	FKM	A27532	A27530	A27529	A27528	A27533	A27534
	FKM-ETP	A27539	A27537	A27536	A27535	A27540	A27541
	HNBR	A27546	A27544	A27543	A27542	A27547	A27548
	FFKM	A27553	A27551	A27550	A27549	A27554	A27555
230/460 VAC 3-Phase Simplex	FKM	A27704	A27702	A27701	A27700	A27705	A27706
	FKM-ETP	A27711	A27709	A27708	A27707	A27712	A27713
	HNBR	A27718	A27716	A27715	A27714	A27719	A27720
	FFKM	A27725	A27723	A27722	A27721	A27726	A27727
230/460 VAC 3-Phase Duplex	FKM	A27732	A27730	A27729	A27728	A27733	A27734
	FKM-ETP	A27739	A27737	A27736	A27735	A27740	A27741
	HNBR	A27746	A27744	A27743	A27742	A27747	A27748
	FFKM	A27753	A27751	A27750	A27749	A27754	A27755

# Performance Curves



**A** Hazardous Location Simplex    **B** Hazardous Location Duplex

## Ordering Information

### Pump Kits

Kit Number	Kit Description
B32212	Cam Kit
B32538	Bearing Kit
B32213	Bearing Carriage Kit
B32537	Drive Housing Kit
B32149	12VDC Motor Kit
B32211	24VDC Motor Kit
B32209	115/230VAC Motor Kit
B32210	230/460VAC Motor Kit
B32215	Gear Reducer Kit
B32238	Cycle Count Kit for AC and 24 VDC Systems
B32239	Cycle Count Kit for 12 VDC Systems

### Solar System Example

Item Number	Item Description
B32009	3' Solar Panel Pole with Base Kit
B32019	Premium Battery
B32021	150W Solar Panel
B32073	Base Anchor Kit
B32603	Solar Panel Mount Kit, 150W
B32913	Harrier+ GSM Control Box For Large Motor
B32616	System Hardware Kit
B32239	Cycle Count Kit for 12 VDC Systems

All written and visual data contained in this document are based on the latest product information available at the time of publication. Graco reserves the right to make changes at any time without notice.

Call today for product information or to request a demonstration.  
**866.552.1868**, email [oilandgas@graco.com](mailto:oilandgas@graco.com) or visit us at [www.graco.com](http://www.graco.com).

